

Scaled data based on original data using  
LM-79-08 Approved Method: Electrical and Photometric Measurements of Solid-  
State Lighting Products

Test Report Prepared for  
Cooper Lighting Solutions  
(formerly Eaton)

Brand: STREETWORKS

Report Number: P450960

Luminaire Tested: **GLAN-SA1D-740-U-T1**

Issue Date: 1/4/2021

**Test Information**

Test Method: LM-79-08  
Report Number: P450960  
TEST IS SCALED FROM IESNA LM-79-08 TEST DATA (G3-2011-042-5)  
Test Lab: INNOVATION CENTER  
Issue Date: 1/4/2021  
Manufacturer: COOPER LIGHTING SOLUTIONS (FORMERLY EATON)  
Product Line: STREETWORKS  
Catalog Number: GLAN-SA1D-740-U-T1  
Description: GALLEON AREA AND ROADWAY LUMINAIRE  
(1) 70 CRI, 4000K, 1200mA LIGHTSQUARE WITH 16 LEDS AND TYPE I OPTICS  
Light Source: -  
Ballast/Driver: ELECTRONIC DRIVER

**Summary**

Lumens per Lamp: N/A  
Luminaire Lumens: 7814 lumens  
Efficiency: N/A  
Efficacy: 120.2 lumens/watt  
Luminous Opening: Rectangular (W 0.5' x L: 0.5' x H: 0')  
IES Classification: Type I - Short  
BUG Rating: B3 - U0 - G3

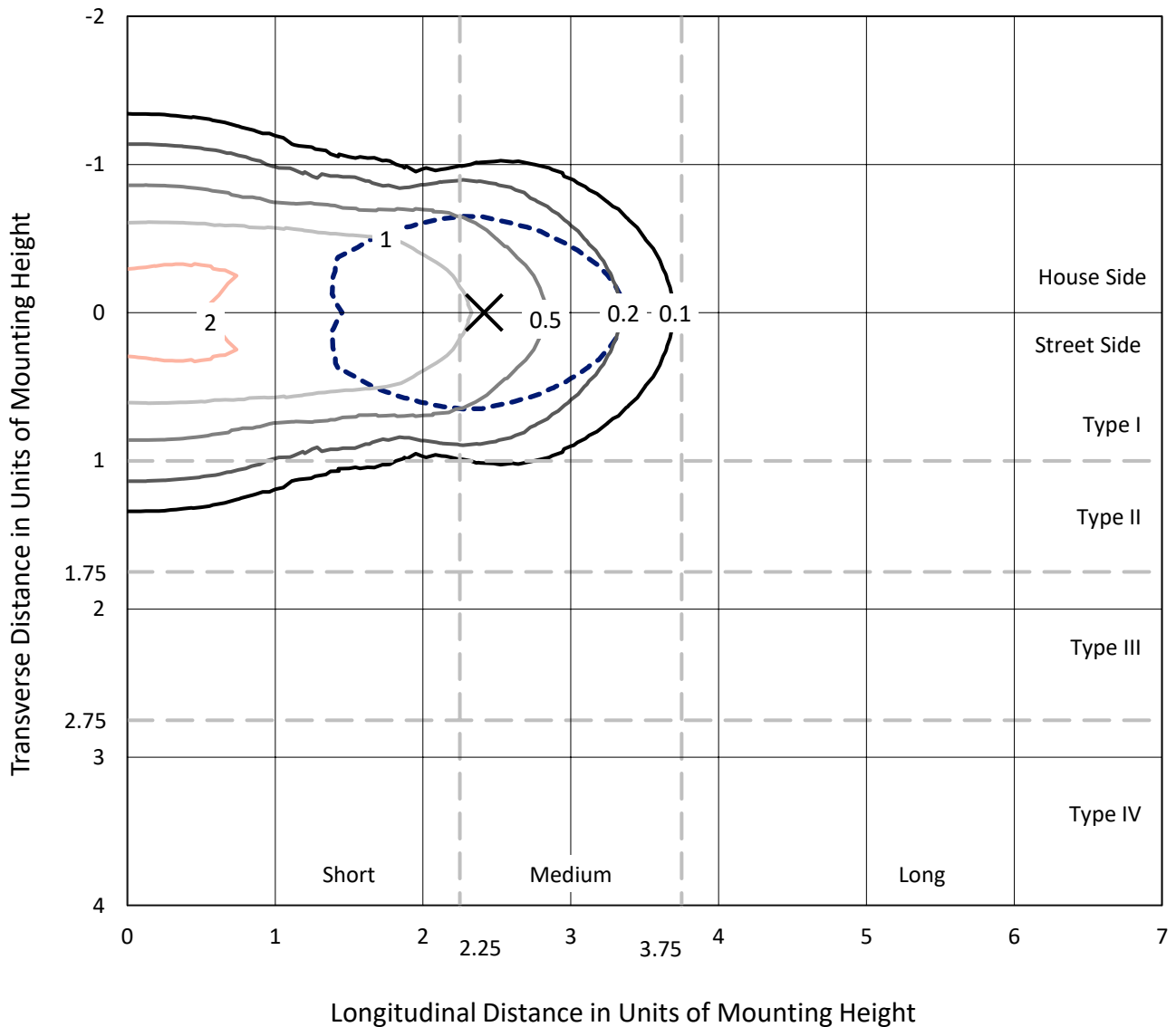
Input Watts (W): 65  
Input Voltage (V): NR  
Input Current (A<sub>in</sub>): NR  
Voltage Rise (V): NR  
Power Factor: NR  
Total Harmonic Distortion (THDi): NR  
Frequency (hertz): 60  
Stabilization Time: NR  
Operation Time: NR  
Ambient Temperature (°C): NR  
Test Distance: 24 FT



REPORT NUMBER: P450960  
 CATALOG NUMBER: GLAN-SA1D-740-U-T1

### Iso-Footcandle Lines of Horizontal Illumination

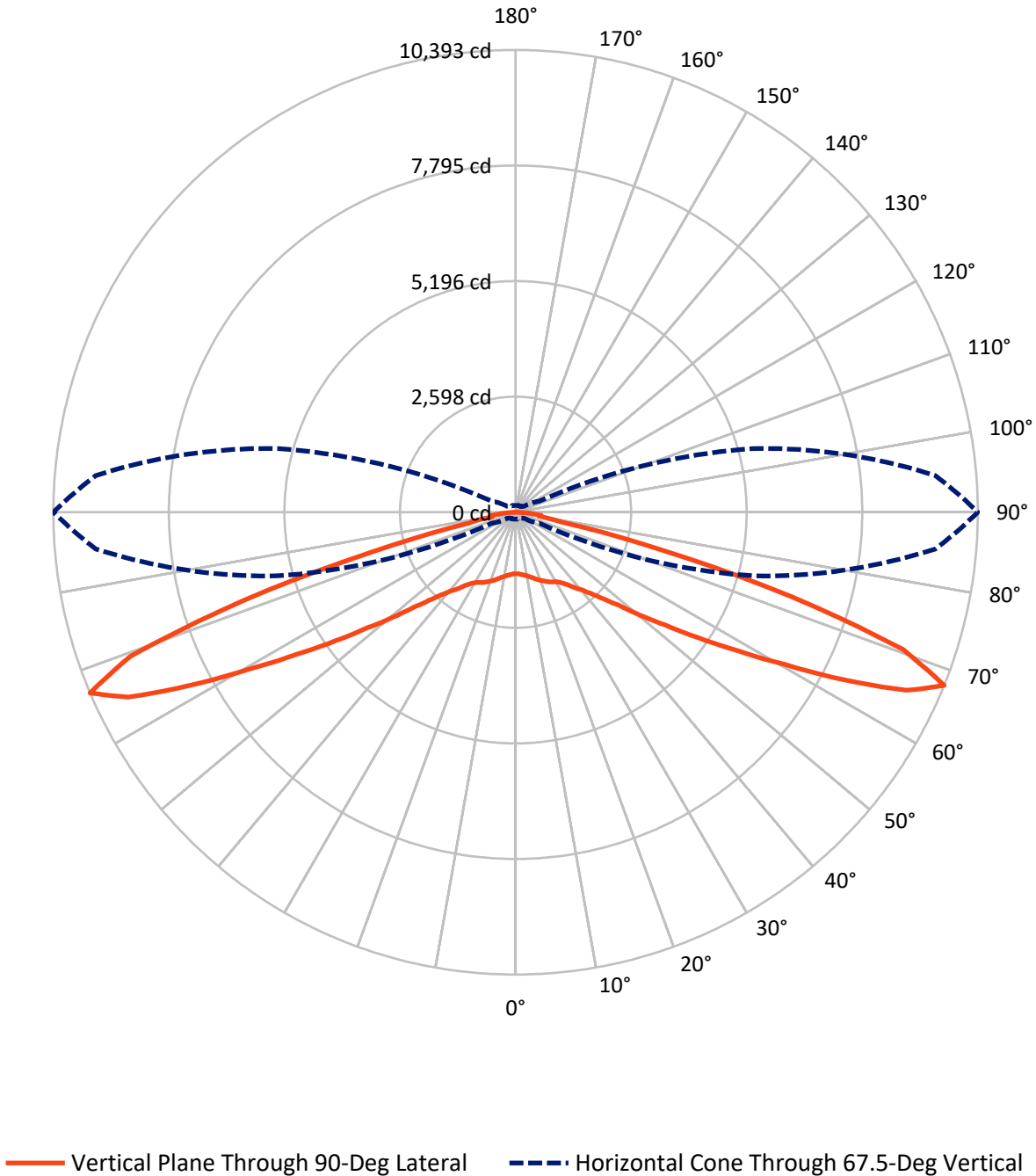
× Max cd  
 - - - 1/2 Max cd



Based on 25 foot mounting height. Maximum calculated value = 2.3 fc  
 Type I - Short - N/A

REPORT NUMBER: P450960  
CATALOG NUMBER: GLAN-SA1D-740-U-T1

### Luminous Intensity Polar Plot



REPORT NUMBER: P450960

CATALOG NUMBER: GLAN-SA1D-740-U-T1

**FLUX DISTRIBUTION:**

		Downward	Upward	Total
<b>House Side</b>	Lumens	3907.0	0.0	3907.0
	% Fixture	50.0	0.0	50.0
<b>Street Side</b>	Lumens	3907.0	0.0	3907.0
	% Fixture	50.0	0.0	50.0
<b>Total</b>	Lumens	7814.0	0.0	7814.0
	% Fixture	100.0	0.0	100.0

**ZONAL LUMENS:**

Zone	Lumens	% Fixture
0°-10°	137.9	1.8
10°-20°	441.3	5.6
20°-30°	738.6	9.5
30°-40°	1000.5	12.8
40°-50°	1267.4	16.2
50°-60°	1583.2	20.3
60°-70°	1861.0	23.8
70°-80°	711.9	9.1
80°-90°	72.1	0.9
90°-100°	0.0	0.0
100°-110°	0.0	0.0
110°-120°	0.0	0.0
120°-130°	0.0	0.0
130°-140°	0.0	0.0
140°-150°	0.0	0.0
150°-160°	0.0	0.0
160°-170°	0.0	0.0
170°-180°	0.0	0.0
0°-90°	7814.0	100.0
0°-180°	7814.0	100.0

**Coefficient of Utilization**



REPORT NUMBER: P450960

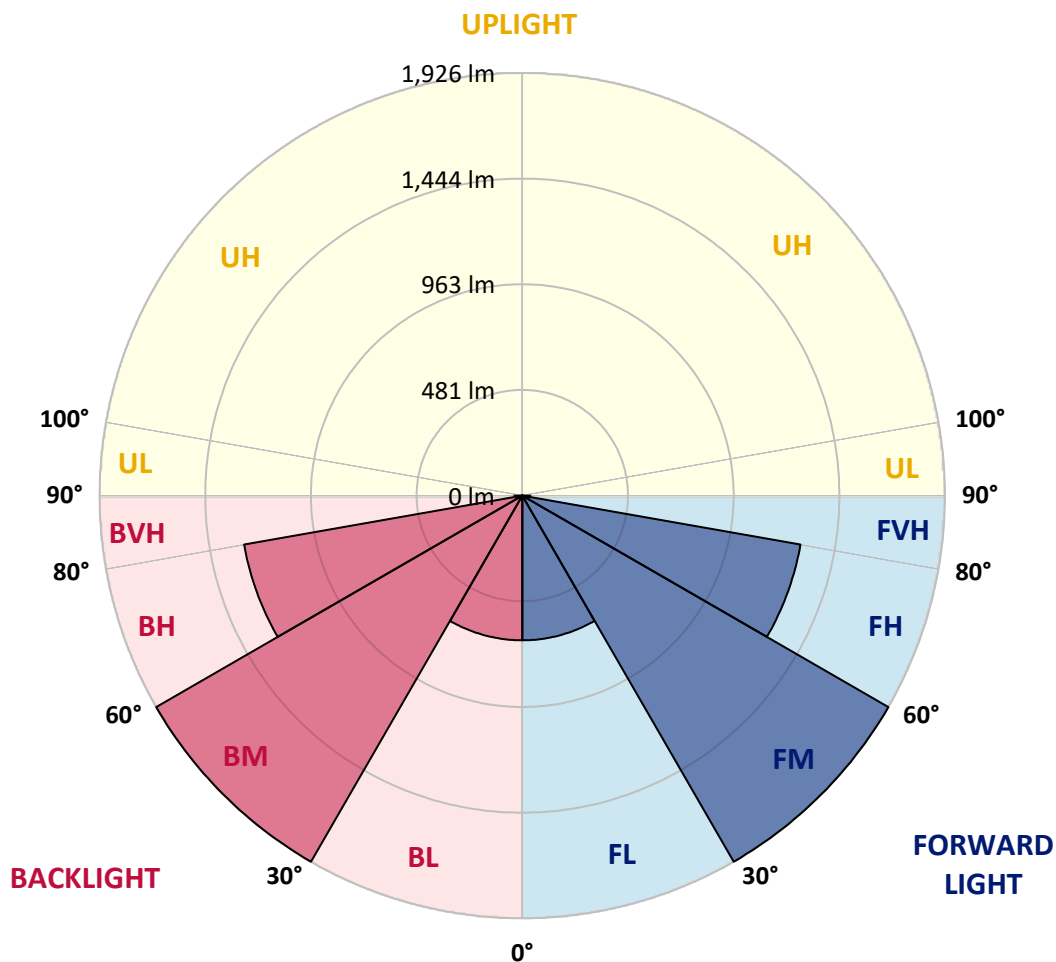
CATALOG NUMBER: GLAN-SA1D-740-U-T1

**LUMINAIRE CLASSIFICATION SYSTEM LUMEN TABLE AND BUG RATING:**

Zone		Lumens	% Fixture	Zone Rating/Lumen Limit		
				B	U	G
FL	(0°-30°)	658.9	8.4			
FM	(30°-60°)	1925.6	24.6			
FH	(60°-80°)	1286.5	16.5			G1/1800
FVH	(80°-90°)	36.1	0.5			G1/100
BL	(0°-30°)	658.9	8.4	B2/1000		
BM	(30°-60°)	1925.6	24.6	B2/2500		
BH	(60°-80°)	1286.5	16.5	B3/2500		G3/2500
BVH	(80°-90°)	36.1	0.5			G1/100
UL	(90°-100°)	0.0	0.0		U0/0	
UH	(100°-180°)	0.0	0.0		U0/0	

**BUG Rating: B3-U0-G3**

Type I Short





REPORT NUMBER: P450960

CATALOG NUMBER: GLAN-SA1D-740-U-T1

**CANDELA DISTRIBUTION (FULL):**

	0°	5°	15°	25°	35°	45°	55°	65°	75°	85°	90°
0°	1383.3	1383.3	1383.3	1383.3	1383.3	1383.3	1383.3	1383.3	1383.3	1383.3	1383.3
2.5°	1401.1	1400.2	1400.6	1400.2	1401.5	1400.6	1395.4	1391.1	1387.6	1388.1	1386.8
5°	1430.9	1431.4	1431.8	1429.6	1432.6	1430.9	1422.7	1415.8	1408.9	1406.3	1405.4
7.5°	1455.6	1457.7	1459.0	1461.2	1466.4	1466.4	1462.1	1452.1	1437.0	1428.3	1427.9
10°	1480.2	1482.0	1485.9	1492.8	1501.4	1509.7	1507.9	1494.5	1475.1	1460.3	1456.9
12.5°	1488.9	1491.1	1504.0	1523.9	1543.4	1559.4	1559.4	1548.6	1523.5	1501.0	1494.5
15°	1458.6	1462.5	1485.9	1528.3	1579.3	1614.4	1622.2	1607.0	1580.2	1545.6	1537.8
17.5°	1398.5	1408.0	1442.2	1504.9	1589.7	1662.4	1684.9	1677.6	1642.9	1598.8	1589.7
20°	1334.0	1344.4	1380.7	1463.8	1581.1	1690.5	1755.9	1757.6	1714.8	1650.7	1637.3
22.5°	1263.0	1270.8	1317.6	1414.9	1555.1	1697.0	1816.9	1846.7	1788.8	1702.6	1683.6
25°	1183.4	1192.1	1241.0	1346.1	1506.2	1689.7	1872.7	1938.5	1866.2	1758.0	1733.8
27.5°	1107.3	1110.7	1163.1	1270.0	1441.7	1670.6	1913.8	2022.8	1951.9	1803.9	1773.2
30°	1034.1	1042.4	1088.7	1194.2	1367.7	1633.4	1949.3	2118.9	2044.0	1851.9	1812.6
32.5°	956.7	966.6	1016.8	1123.7	1293.8	1577.6	1970.9	2224.0	2172.6	1929.8	1887.8
35°	882.3	888.8	939.4	1043.2	1221.5	1512.7	1974.8	2342.6	2338.3	2047.9	1992.1
37.5°	806.1	815.6	866.7	966.2	1144.9	1443.9	1955.3	2468.5	2538.2	2211.9	2151.8
40°	733.0	741.2	791.4	891.8	1057.9	1360.0	1909.0	2583.6	2771.4	2380.7	2295.4
42.5°	653.4	655.5	710.5	812.6	972.7	1262.6	1842.4	2686.2	3031.5	2607.0	2501.0
45°	562.9	568.6	619.6	720.0	874.9	1153.6	1752.0	2771.0	3361.2	2920.7	2776.2
47.5°	472.5	477.3	524.0	623.1	768.0	1028.5	1612.6	2845.4	3699.5	3319.2	3129.7
50°	384.2	386.8	424.9	512.7	647.7	897.0	1440.0	2869.2	4082.0	3883.4	3641.5
52.5°	303.8	307.6	336.6	405.4	519.2	741.6	1253.5	2810.3	4528.6	4552.4	4211.4
55°	246.2	247.5	269.1	319.8	405.9	578.9	1028.5	2646.4	5008.9	5409.5	4974.7
57.5°	212.0	212.9	225.0	253.1	312.4	436.6	797.9	2336.1	5440.3	6413.8	5854.8
60°	192.5	193.0	199.9	216.3	247.5	334.9	571.6	1898.2	5866.0	7531.5	6948.6
62.5°	180.4	180.4	185.2	194.3	209.4	257.0	414.1	1369.5	6157.7	8665.6	8296.9
65°	168.8	168.8	172.2	178.7	186.9	210.3	305.9	893.1	6150.3	9491.6	9653.0
67.5°	155.3	155.3	157.9	164.4	169.2	180.9	236.3	585.0	5524.6	9473.4	10392.9
70°	139.3	139.3	142.8	148.4	152.3	159.7	186.5	400.2	4058.7	8088.8	9242.8
72.5°	123.3	123.8	125.9	131.5	134.6	138.9	154.9	280.4	2489.7	5507.8	6462.7
75°	105.6	106.4	108.6	114.2	116.8	118.6	130.7	199.9	1259.6	2969.6	3381.1
77.5°	85.2	87.0	88.3	94.3	96.1	98.7	107.7	144.5	553.0	1067.0	1076.5
80°	62.3	64.5	68.4	74.0	75.3	77.0	82.2	102.5	250.5	487.2	529.2
82.5°	45.9	48.9	44.1	51.5	51.5	49.3	58.0	68.8	115.1	482.5	577.2
85°	25.1	25.5	22.9	26.4	28.1	27.7	30.7	33.8	55.8	321.9	331.9
87.5°	6.1	6.5	6.9	8.2	10.0	10.0	10.8	9.5	18.2	104.3	59.7
90°	0.0	0.0	0.0	0.0	0.0	0.0	0.0	0.0	0.0	0.0	0.0

(END OF REPORT)